

Scaled data based on original data using  
LM-79-08 Approved Method: Electrical and Photometric Measurements of Solid-  
State Lighting Products

Test Report Prepared for  
Cooper Lighting Solutions  
(formerly Eaton)

Brand: McGRAW-EDISON

Report Number: P300664

Luminaire Tested: **GLNA-AF-02-LED-E1-RW-600**

Issue Date: 3/3/2020

**Test Information**

Test Method: LM-79-08  
Report Number: P300664  
TEST IS SCALED FROM IESNA LM-79-08 TEST DATA (P24166)  
Test Lab: INNOVATION CENTER P2  
Issue Date: 3/3/2020  
Manufacturer: COOPER LIGHTING SOLUTIONS (FORMERLY EATON)  
Product Line: MCGRAW-EDISON  
Catalog Number: GLNA-AF-02-LED-E1-RW-600  
Description: GALLEONNAIRE AREA AND ROADWAY LUMINAIRE  
(2) 70 CRI, 4000K CCT 600mA LIGHTSQUARE WITH 16 LEDS EACH AND Rectangular  
Wide Type I OPTICS  
Light Source: -  
Ballast/Driver: -

**Summary**

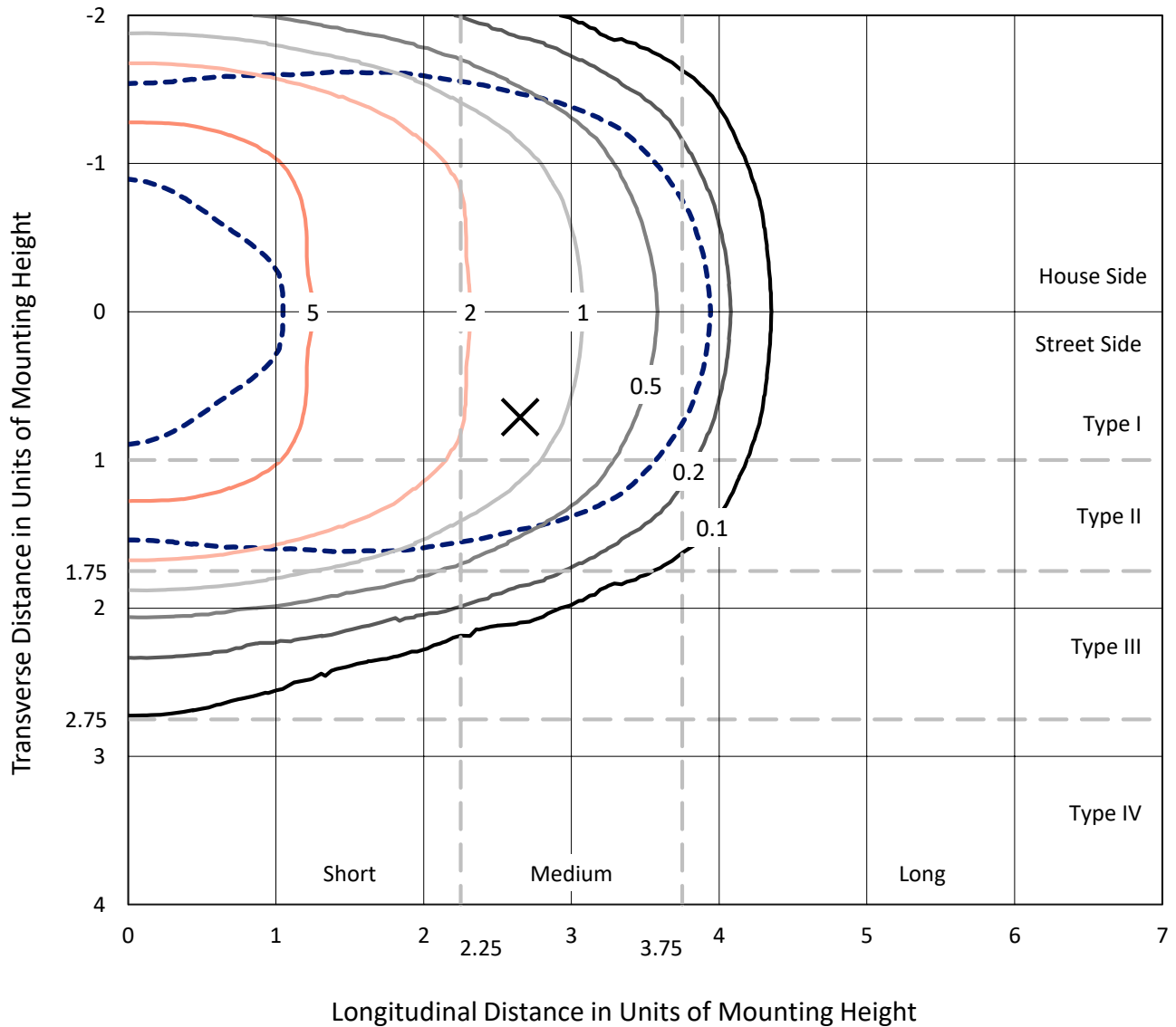
Lumens per Lamp: N/A  
Luminaire Lumens: 8172.8 lumens  
Efficiency: N/A  
Efficacy: 123.8 lumens/watt  
Luminous Opening: Rectangular (W 0.5' x L: 1' x H: 0')  
IES Classification: Type II - Medium - Full Cutoff  
BUG Rating: B3 - U0 - G3  
  
Input Watts (W): 66  
Input Voltage (V): NR  
Input Current (Ain): NR  
Voltage Rise (V): NR  
Power Factor: NR  
Total Harmonic Distortion (THDi): NR  
Frequency (hertz): 60  
Stabilization Time: NR  
Operation Time: NR  
Ambient Temperature (°C): NR  
Test Distance: 25 FT



REPORT NUMBER: P300664  
 CATALOG NUMBER: GLNA-AF-02-LED-E1-RW-600

### Iso-Footcandle Lines of Horizontal Illumination

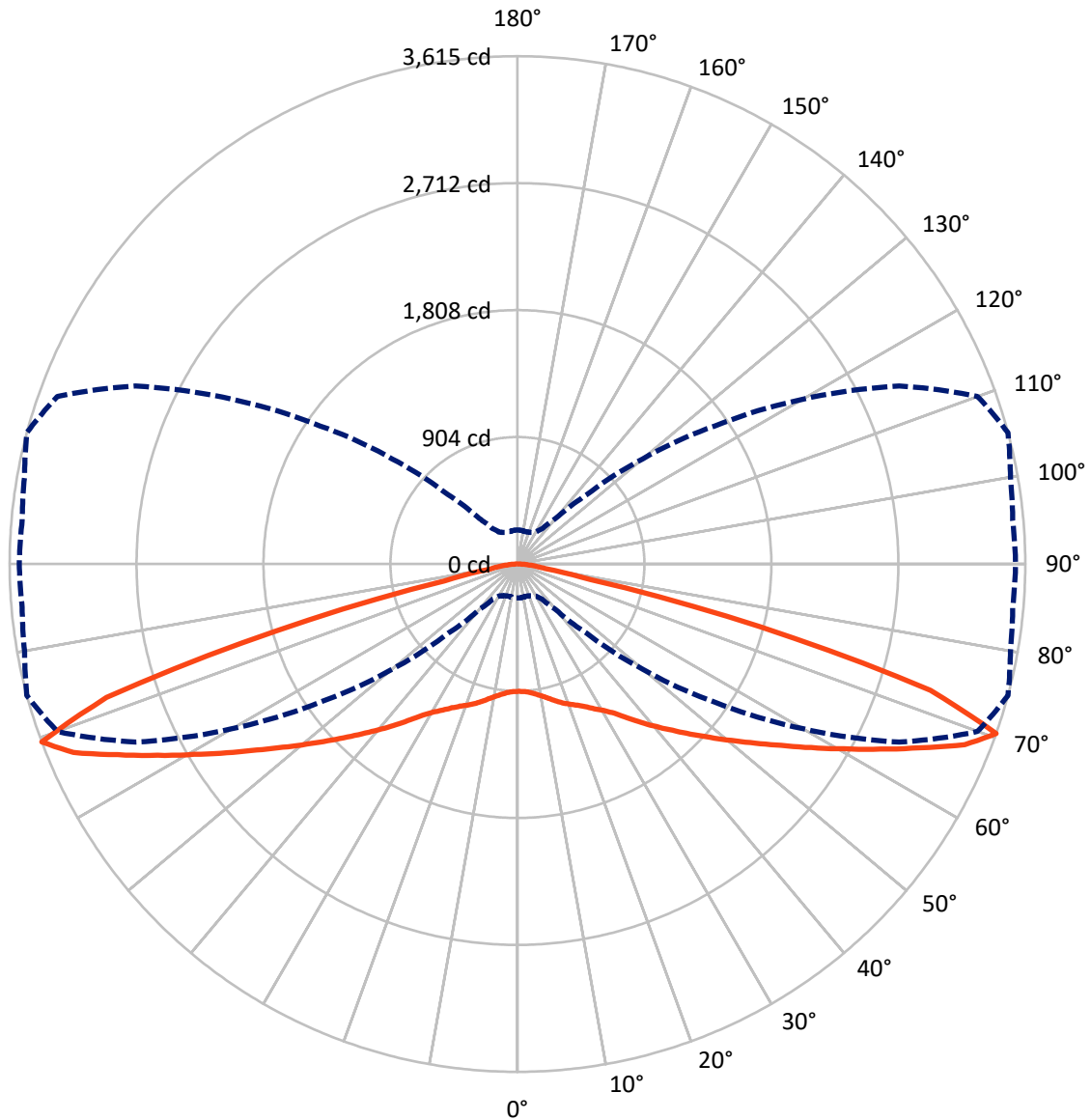
× Max cd  
 - - - 1/2 Max cd



Based on 10 foot mounting height. Maximum calculated value = 9.2 fc  
 Type II - Medium - Full Cutoff

REPORT NUMBER: P300664  
CATALOG NUMBER: GLNA-AF-02-LED-E1-RW-600

### Luminous Intensity Polar Plot



— Vertical Plane Through 75-Deg Lateral      - - - Horizontal Cone Through 70-Deg Vertical

REPORT NUMBER: P300664

CATALOG NUMBER: GLNA-AF-02-LED-E1-RW-600

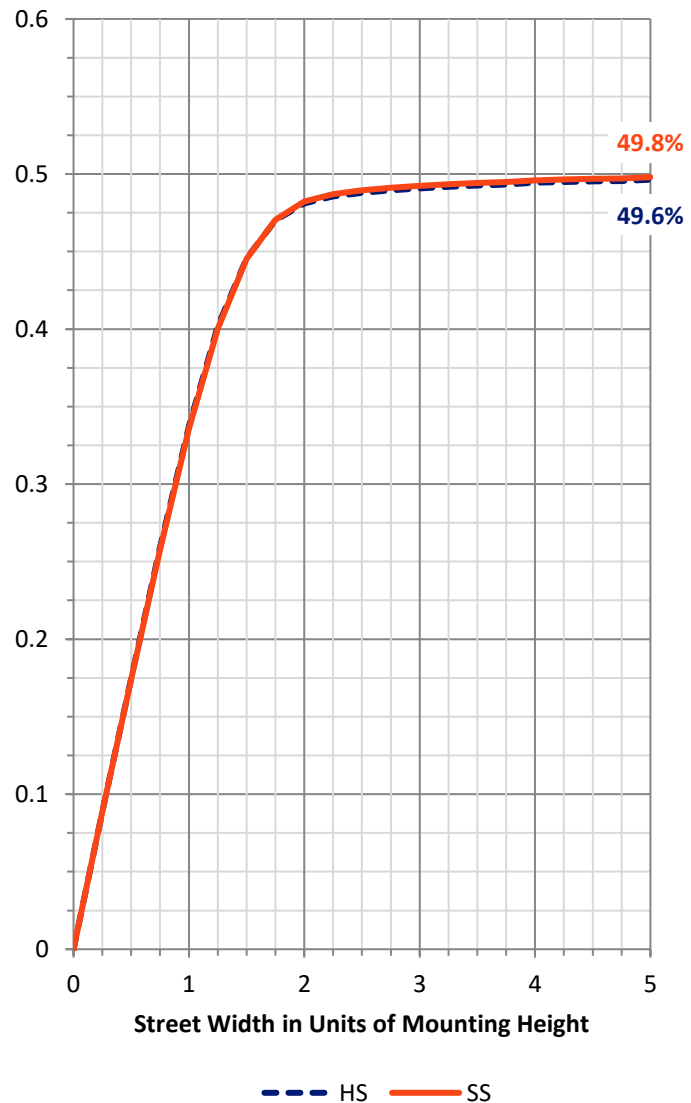
**FLUX DISTRIBUTION:**

		Downward	Upward	Total
<b>House Side</b>	Lumens	4086.4	0.0	4086.4
	% Fixture	50.0	0.0	50.0
<b>Street Side</b>	Lumens	4086.4	0.0	4086.4
	% Fixture	50.0	0.0	50.0
<b>Total</b>	Lumens	8172.8	0.0	8172.8
	% Fixture	100.0	0.0	100.0

**Coefficient of Utilization**

**ZONAL LUMENS:**

Zone	Lumens	% Fixture
0°-10°	86.9	1.1
10°-20°	270.2	3.3
20°-30°	508.5	6.2
30°-40°	900.4	11.0
40°-50°	1505.8	18.4
50°-60°	2098.3	25.7
60°-70°	1945.8	23.8
70°-80°	775.5	9.5
80°-90°	81.5	1.0
90°-100°	0.0	0.0
100°-110°	0.0	0.0
110°-120°	0.0	0.0
120°-130°	0.0	0.0
130°-140°	0.0	0.0
140°-150°	0.0	0.0
150°-160°	0.0	0.0
160°-170°	0.0	0.0
170°-180°	0.0	0.0
0°-90°	8172.8	100.0
0°-180°	8172.8	100.0



REPORT NUMBER: P300664

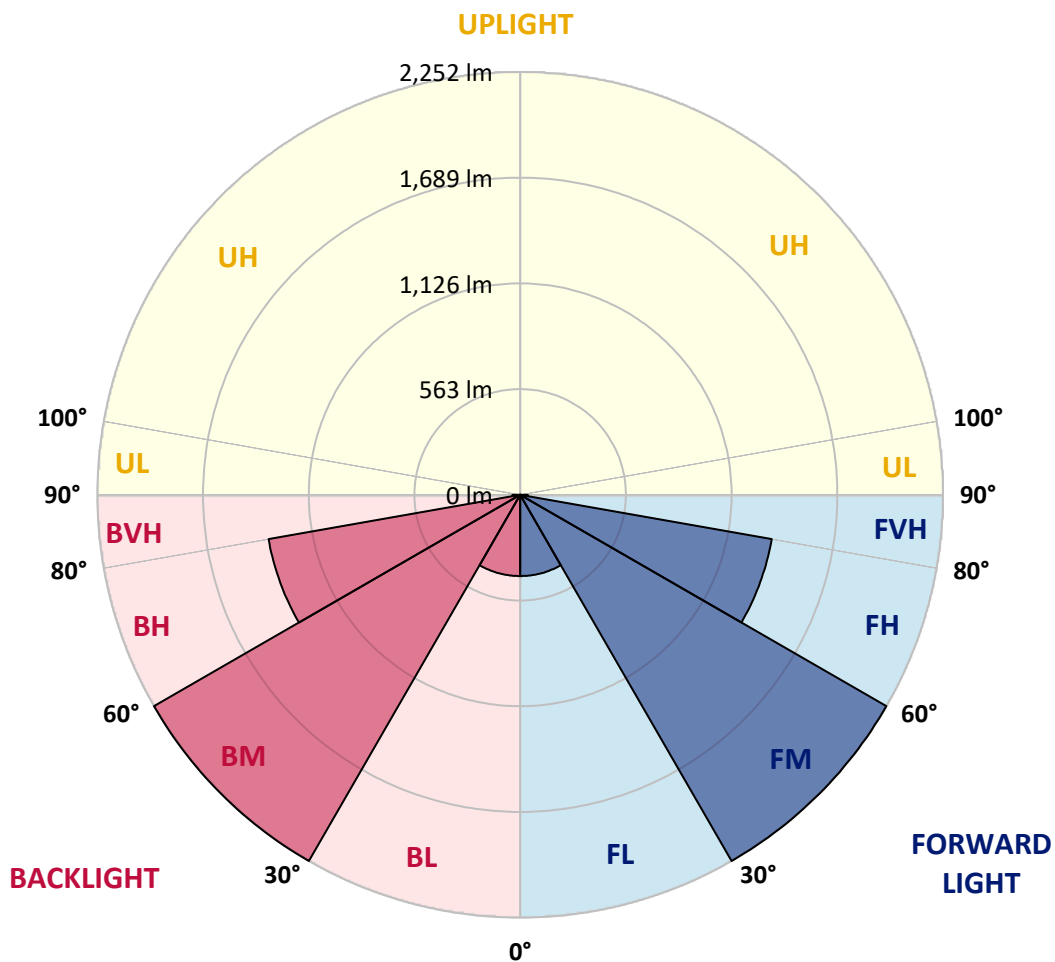
CATALOG NUMBER: GLNA-AF-02-LED-E1-RW-600

**LUMINAIRE CLASSIFICATION SYSTEM LUMEN TABLE AND BUG RATING:**

Zone		Lumens	% Fixture	Zone Rating/Lumen Limit		
				B	U	G
FL	(0°-30°)	432.8	5.3			
FM	(30°-60°)	2252.2	27.6			
FH	(60°-80°)	1360.6	16.6			G1/1800
FVH	(80°-90°)	40.8	0.5			G1/100
BL	(0°-30°)	432.8	5.3	B1/500		
BM	(30°-60°)	2252.2	27.6	B2/2500		
BH	(60°-80°)	1360.6	16.6	B3/2500		G3/2500
BVH	(80°-90°)	40.8	0.5			G1/100
UL	(90°-100°)	0.0	0.0		U0/0	
UH	(100°-180°)	0.0	0.0		U0/0	

**BUG Rating: B3-U0-G3**

Type II Medium





REPORT NUMBER: P300664

CATALOG NUMBER: GLNA-AF-02-LED-E1-RW-600

**CANDELA DISTRIBUTION (FULL):**

	0°	5°	10°	15°	20°	25°	30°	35°	40°	45°	50°
0°	906.6	906.6	906.6	906.6	906.6	906.6	906.6	906.6	906.6	906.6	906.6
2.5°	905.0	904.2	905.0	904.6	905.4	905.4	906.2	907.7	907.7	908.9	908.5
5°	896.1	895.7	896.9	898.1	899.2	901.5	903.8	907.3	910.0	912.0	913.9
7.5°	878.7	878.7	880.3	883.0	885.7	890.7	896.1	903.1	910.0	915.8	920.8
10°	864.4	865.2	867.2	871.8	876.4	884.1	891.5	901.5	911.2	920.8	928.6
12.5°	856.0	857.1	860.6	867.5	875.3	885.7	896.9	909.6	920.5	932.0	939.8
15°	858.7	859.4	864.4	872.9	883.0	896.1	911.2	926.3	939.0	951.4	961.8
17.5°	873.7	874.9	880.7	890.3	900.8	916.2	932.4	949.4	965.3	979.2	991.9
20°	900.8	901.9	909.3	919.7	932.0	947.9	964.1	981.9	999.6	1014.3	1028.6
22.5°	939.0	940.9	947.9	958.3	972.2	989.2	1008.5	1027.5	1044.4	1058.0	1070.7
25°	989.2	993.5	1000.0	1011.6	1026.3	1041.7	1062.6	1081.9	1098.1	1110.9	1120.2
27.5°	1060.3	1066.1	1071.1	1082.3	1096.6	1111.3	1132.1	1149.1	1164.6	1176.9	1183.9
30°	1154.5	1160.3	1165.3	1176.2	1189.3	1203.2	1222.9	1238.0	1247.6	1257.3	1256.9
32.5°	1268.9	1275.0	1277.0	1288.6	1302.1	1317.1	1334.9	1343.4	1351.1	1352.3	1345.3
35°	1396.7	1399.8	1407.5	1423.0	1438.4	1450.8	1467.8	1472.0	1472.0	1466.2	1450.8
37.5°	1536.9	1538.9	1549.7	1567.1	1582.9	1595.6	1607.2	1615.7	1611.5	1599.1	1573.2
40°	1690.7	1694.1	1709.6	1725.0	1742.8	1754.8	1767.1	1768.7	1764.4	1746.3	1711.1
42.5°	1837.4	1840.5	1856.0	1880.3	1903.5	1920.1	1931.7	1934.0	1920.5	1903.9	1860.2
45°	1963.7	1971.9	1991.9	2020.5	2054.1	2077.7	2093.5	2100.1	2088.1	2066.5	2015.9
47.5°	2063.8	2071.9	2100.5	2134.5	2176.2	2214.4	2240.7	2254.6	2251.5	2235.3	2180.0
50°	2137.2	2144.9	2175.8	2217.5	2266.2	2313.7	2358.5	2391.7	2403.3	2396.0	2345.4
52.5°	2145.7	2158.4	2194.7	2250.7	2314.1	2379.0	2442.7	2499.1	2537.3	2543.1	2505.7
55°	2027.1	2039.8	2090.1	2173.1	2267.3	2373.2	2475.2	2570.2	2645.5	2684.1	2664.4
57.5°	1747.4	1770.2	1823.1	1920.5	2059.2	2217.5	2380.1	2548.9	2702.3	2804.6	2824.3
60°	1339.2	1366.2	1419.5	1523.0	1677.5	1866.4	2083.5	2333.0	2603.8	2834.0	2971.5
62.5°	859.0	884.5	940.5	1030.5	1156.5	1361.2	1594.1	1890.4	2254.2	2617.7	2945.2
65°	441.5	455.4	484.8	539.2	637.3	790.3	999.3	1294.7	1710.7	2159.2	2632.7
67.5°	279.7	282.4	288.9	296.6	321.8	374.7	472.0	656.3	998.5	1466.2	2020.5
70°	241.8	241.8	238.7	237.5	240.6	248.0	263.0	305.9	421.4	696.0	1165.3
72.5°	221.3	219.0	213.6	209.4	208.6	208.6	211.7	218.2	236.8	283.5	456.2
75°	203.9	197.4	190.0	185.0	183.1	181.2	180.8	181.9	185.8	193.1	217.9
77.5°	182.7	174.2	165.7	160.7	158.4	155.7	153.3	150.6	148.7	151.0	161.8
80°	157.2	147.6	141.0	137.9	135.6	131.7	126.7	122.1	117.8	117.0	123.6
82.5°	126.7	115.5	115.9	117.0	112.8	107.4	102.0	97.0	89.6	85.7	89.6
85°	102.4	96.6	93.9	101.2	95.0	86.9	78.4	69.5	57.9	48.7	52.9
87.5°	39.8	39.8	59.5	91.5	82.3	67.2	57.6	49.1	30.5	23.6	23.9
90°	0.0	0.0	0.0	0.0	0.0	0.0	0.0	0.0	0.0	0.0	0.0



REPORT NUMBER: P300664

CATALOG NUMBER: GLNA-AF-02-LED-E1-RW-600

**CANDELA DISTRIBUTION (continued):**

	55°	60°	65°	70°	75°	80°	85°	90°
0°	906.6	906.6	906.6	906.6	906.6	906.6	906.6	906.6
2.5°	908.1	908.9	908.5	908.1	908.1	907.7	908.1	908.1
5°	915.0	917.0	917.0	917.8	917.8	918.1	918.5	918.1
7.5°	925.5	929.0	931.3	934.0	934.4	934.7	935.5	934.7
10°	935.9	942.9	947.9	952.9	955.2	956.0	956.8	956.8
12.5°	949.0	958.7	967.6	976.5	980.7	983.0	983.0	984.6
15°	970.7	980.3	990.8	1002.7	1010.1	1013.9	1015.1	1015.1
17.5°	1001.2	1009.7	1018.6	1030.2	1039.4	1044.4	1045.6	1045.2
20°	1036.7	1044.8	1049.9	1057.2	1065.3	1071.1	1072.6	1072.6
22.5°	1077.3	1081.9	1082.7	1085.0	1091.6	1099.3	1102.8	1103.5
25°	1122.1	1123.2	1120.2	1120.2	1124.4	1131.7	1135.2	1135.6
27.5°	1180.0	1174.2	1166.5	1163.8	1166.5	1175.0	1179.3	1180.8
30°	1252.3	1238.3	1220.6	1210.9	1209.4	1220.6	1228.3	1229.5
32.5°	1334.9	1314.8	1291.3	1271.6	1266.5	1273.5	1282.8	1282.4
35°	1433.0	1409.1	1380.5	1355.4	1343.8	1350.8	1363.9	1365.4
37.5°	1546.2	1514.9	1482.1	1450.4	1432.3	1434.2	1448.1	1452.7
40°	1672.5	1631.9	1590.6	1548.1	1522.2	1517.2	1534.2	1536.9
42.5°	1807.7	1755.6	1703.4	1650.9	1617.7	1609.9	1629.6	1628.5
45°	1951.8	1885.3	1824.3	1766.4	1727.0	1715.4	1731.6	1731.6
47.5°	2106.7	2024.8	1952.2	1886.5	1843.6	1827.0	1842.5	1843.6
50°	2270.8	2183.9	2098.5	2025.5	1974.2	1952.9	1973.0	1976.1
52.5°	2434.2	2349.6	2263.5	2180.0	2117.9	2092.0	2115.2	2125.2
55°	2599.9	2516.9	2434.6	2353.1	2279.3	2248.8	2273.5	2286.3
57.5°	2774.9	2698.0	2619.6	2537.3	2466.3	2418.8	2445.0	2462.0
60°	2980.0	2914.3	2832.8	2742.1	2670.2	2621.9	2637.0	2652.1
62.5°	3142.2	3167.7	3098.6	2993.5	2901.2	2839.4	2854.1	2869.9
65°	3063.8	3325.3	3386.7	3280.5	3152.7	3056.5	3050.3	3058.4
67.5°	2560.9	3068.8	3439.3	3540.5	3433.5	3299.8	3275.1	3287.1
70°	1713.1	2345.8	2999.3	3486.0	3615.4	3563.6	3539.3	3546.6
72.5°	822.7	1366.2	2034.8	2681.8	3075.8	3256.6	3314.5	3342.7
75°	300.9	542.3	980.7	1477.8	1784.1	2065.3	2248.8	2323.7
77.5°	181.5	219.0	313.3	471.6	534.2	597.9	573.2	585.6
80°	134.4	151.8	171.9	193.1	200.1	200.1	192.4	186.2
82.5°	94.2	105.4	115.1	126.7	129.8	124.0	102.0	81.1
85°	60.6	65.7	69.9	77.3	75.3	71.8	48.3	42.9
87.5°	27.8	31.7	33.2	36.7	35.1	33.6	23.9	20.1
90°	0.0	0.0	0.0	0.0	0.0	0.0	0.0	0.0

(END OF REPORT)